



FYE March 2025 2Q Consolidated Results Highlights

JANOME

JANOME Corporation Securities code: 6445

November 2024



(1) FYE March 2025 2Q Results P.3

(2) FYE March 2025 Forecasts P.9

Increased

FYE March 2025 2Q Consolidated Results:

Sales JPY 17,981 million / Operating Profit JPY 910 million

Household Equip. Segment / IT Segment : Steady

Industrial Equip. Segment : Still Challenging

[Million Yen]	FYE Mar. 2024 2Q	FYE Mar. 2025 2Q	Change	
			Amounts	(%)
Sales	17,542	17,981	438	(+2.5%)
Gross Profit	6,467 36.9%	7,341 40.8%	873 +4.0pt	(+13.5%) —
Operating Profit	279 1.6%	910 5.1%	630 +3.5pt	(+225.5%) —
Ordinary Profit	392	745	352	(+90.0%)
Profit Attributable to Owners of parent	31	776	745	(—)
Exchange Rate (JPY/USD)	140.99	152.61	11.62	(+8.2%)

FYE March 2025 2Q Operating Profit : Year on Year Change

JANOME

(Million Yen)

279

+ 630 Million Yen

910

Sales
Decrease
-124

Sales
Structure
Changes
+406

Operating
Expenses
Increase
-38

Foreign
Exchange
Gain
+386

(JPY / USD)
140.99
FYE
Mar. 2024
2Q

Major Factor:
Sales Decrease of
Industrial Equip.
Segment





【Sewing Machine】
Overseas: Strong Sales in
Asia (Especially in India)
Japan: Profit Improved
through Promotional
Activities and
Distributor Support

Major Factor:
Boosting
Overseas Sales
Efforts

【Breakdown】
Sales +975
Cost of Sales -384
Operating
Expenses -205

(JPY / USD)
152.61
FYE
Mar. 2025
2Q

FYE March 2025 2Q Segment Information

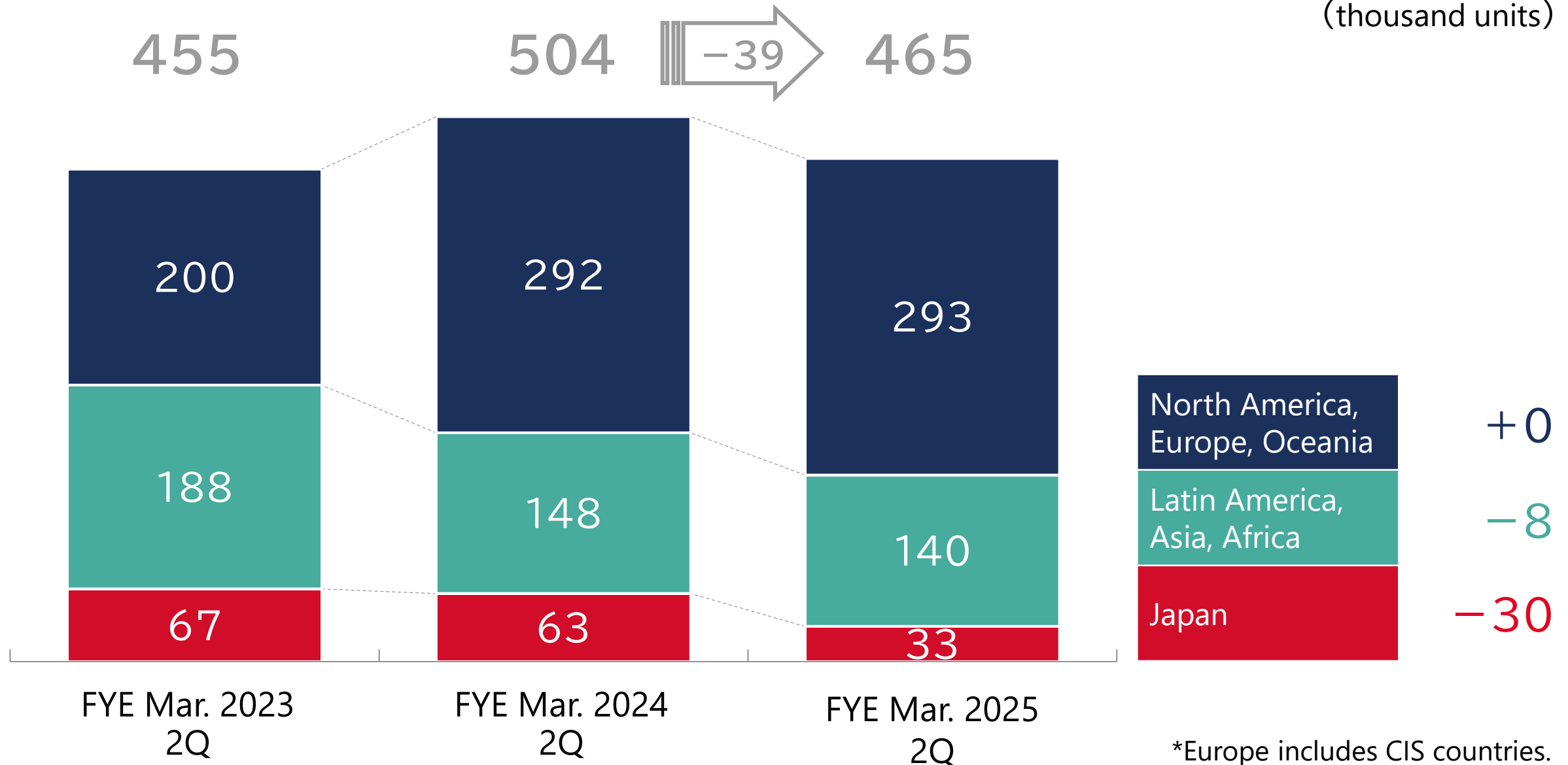
[Million Yen]		FYE Mar. 2024 2Q	FYE Mar. 2025 2Q	Change
 Household Equip.	Sales (Sales Composition)	13,046 (74.4%)	14,224 (79.1%)	+1,177 +4.7pt
	Operating Profit	-54	931	+986
 Industrial Equip.	Sales (Sales Composition)	2,929 (16.7%)	2,398 (13.3%)	-530 -3.4pt
	Operating Profit	5	-271	-276
 IT	Sales (Sales Composition)	1,462 (8.3%)	1,256 (7.0%)	-205 -1.3pt
	Operating Profit	265	191	-73
 Others	Sales (Sales Composition)	103 (0.6%)	100 (0.6%)	-2 -0.0pt
	Operating Profit	60	56	-3
Total	Sales	17,542	17,981	+438
	Operating Profit	279	910	+630

*Operating Profit includes eliminations of intersegment transactions.

FYE March 2025 2Q Sewing Machine : Regional Unit Sales

JANOME

(thousand units)



*Europe includes CIS countries.

FYE March 2025 2Q Industrial Equipment : Sales Results

JANOME

[Million Yen]		FYE Mar. 2024 2Q	FYE Mar. 2025 2Q	Changes
Unit Sales	Robots (units)	724	764	+40
	Servo Presses (units)	568	344	-224
Robots & Servo Presses	Sales	1,653	1,347	-305
	Operating Profit	4	-78	-83
Die-casting	Sales	1,276	1,051	-225
	Operating Profit	0	-192	-193
Total	Sales	2,929	2,398	-530
	Operating Profit	5	-271	-276

[Million Yen]	FYE Mar. 2024	FYE Mar. 2025	Change
Sales	36,476	40,000	+3,523
Operating Profit	1,716	2,500	+783
Ordinary Profit	1,763	2,400	+636
Profit Attributable to Owners of parent	1,131	1,500	+368



10th Anniversary
SKYLINE Anniversary Edition

Reach for the SKYLINE!
Celebrating the 10th anniversary of JANOME's SKYLINE series



JANOME

New Products Launched This Quarter



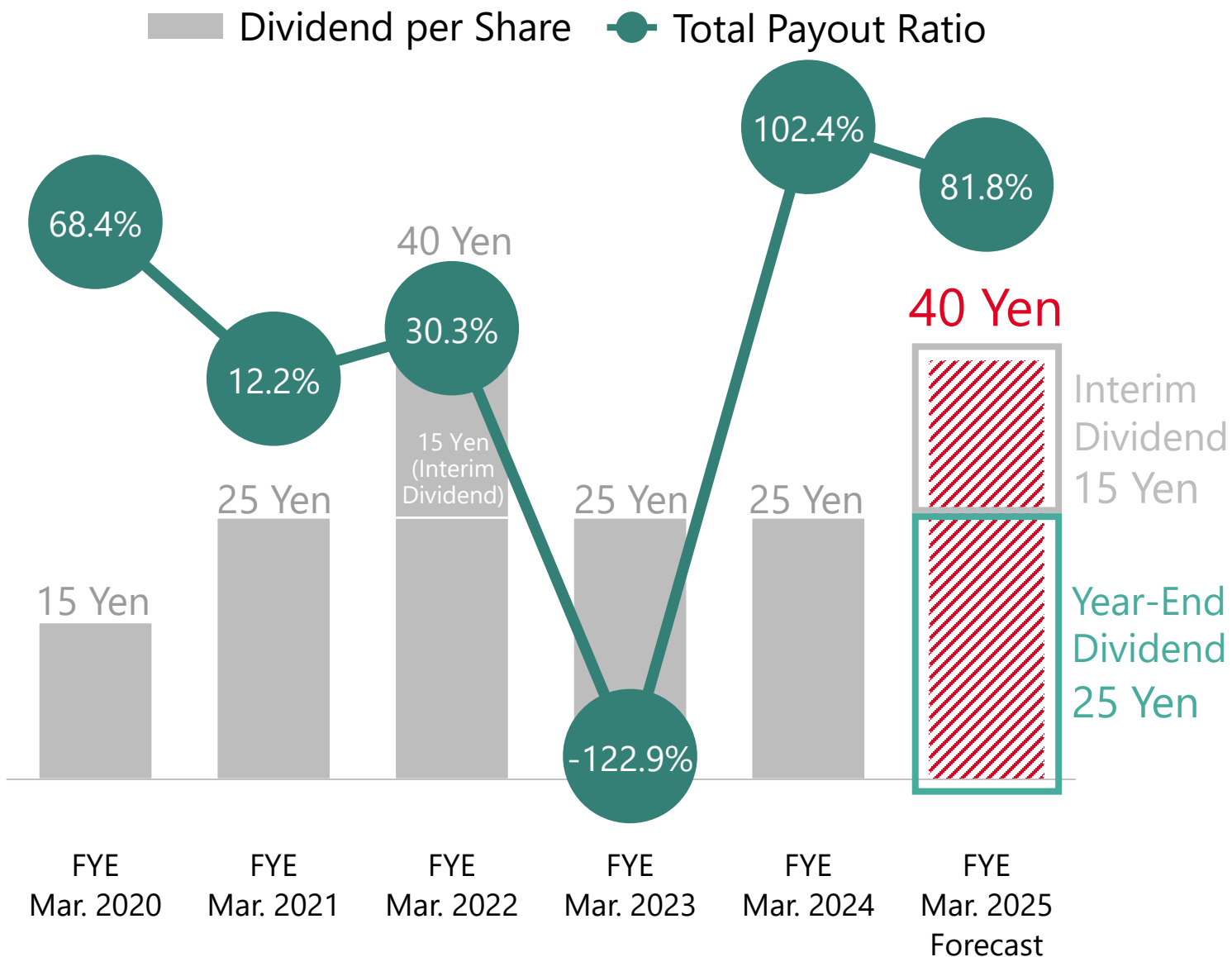
JANOME

It's Smooth Sailing with MY LOCK 454D Sailing Line



Offering improved Stability, Power and Feeding Ability





Dividend


Continue to consider Shareholder Returns with a focus on Progress Dividends

Acquisition of Shares

Purpose :
Improving Shareholder Returns and Capital Efficiency

**FYE Mar. 2025 (Plan) :
500 Million Yen**

**FYE Mar. 2024 :
700 Million Yen**



The forward-looking statements in this report include expectations based on assumption, forecast and projection by our management available as of the date of their announcement. It is possible that actual results may differ materially from these expectations due to various factors.

This document has been translated from the Japanese original for reference purposes only. In the event of any discrepancy between this translated document and the Japanese original, the original shall prevail.

JANOME

JANOME Corporation

