

# JANOME BULLETIN


## Part No.

[819-401-007]

[819-402-008]

[819-403-009]

## Optional Embroidery Hoops



3 sizes of optional embroidery hoops are available to enhance your embroidery experience.

- 2 hoops designed for free-arm embroidery
  - 1 hoop in the popular and user-friendly 100 x 100 mm size
- These optional hoops provide greater flexibility and convenience for a wide range of embroidery projects.

For


Memory Craft 1000  
Memory Craft 100E




### Point 01

#### Two free-arm hoops

Some things have been considered “impossible” to embroider on most home embroidery machines – baby onesies, jacket cuffs, pant legs, or tubular projects. You’d need to waste time opening seams to lay the item flat, and close them up again afterwards. The optional free-arm embroidery hoops are a game changer. By allowing the garment to slide around the free-arm, you can easily embroider most tight spaces or finished projects.



FA10e hoop 4.0 x 1.6 inch  
Part No. 819-402-008




FA5e hoop 2.0 x 2.0 inch  
Part No. 819-403-009



### Point 02

#### User-friendly size 100 x 100mm hoop



SQ10e hoop 4.0 x 4.0 inch  
Part No. 819-401-007

Hooping fabric can be a workout, but not with the new Easy Hoop Tightening System! Center your fabric and insert the inner hoop with the lever fully released. Push the lever about halfway to tighten the hoop enough to make final adjustments, and push the rest of the way to tighten fully.

### Tips

Check our YouTube channel!  
You can see the tips of JANOME free-arm embroidery

<https://youtu.be/jerri-lgDco>



**JANOME**

JTM-1124 / 1 September 2025