

JANOME BULLETIN

Spool Stand

For Oscillating Hook Models
Compatible with the 311, JR1012,
1522, etc.

(Please contact Janome head office
for more information on applicable
models.)

This spool stand is suitable for
stably placing large spools!



Part No. 202-513-003

1. Good for large spools

This spool stand enables large spools to
be loaded and fulfill stable and proper
threading.




2. Easy to attach and detach

This spool stand is intended to be attached to the sewing machine without setscrews.
Align the stored spool pins with the large or
small holes in the spool stand.

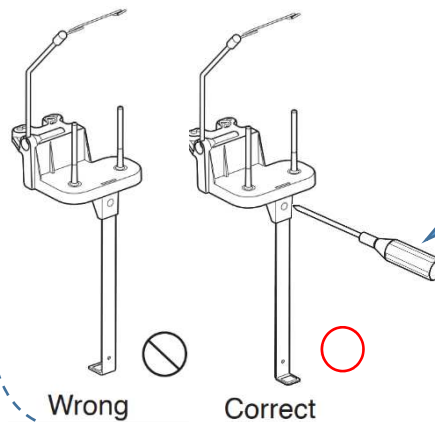
Note: Be sure **NOT to pull up the spool pins** when
the spool stand is attached to avoid damaging
the spool pins.



The pins may be damaged



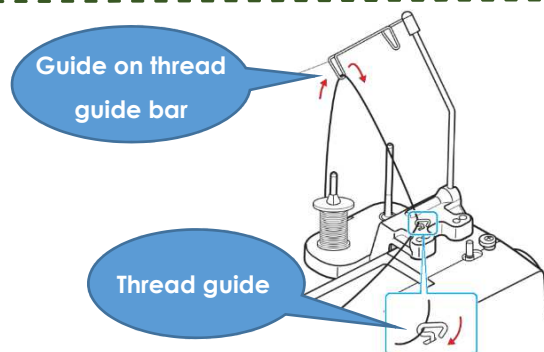
*Remove the setscrew on the rear
side of the spool stand and set the
spool stand support plate in the
correct position as shown below.



A Phillips
screwdriver
is required
to adjust
the spool
stand
support
plate.

3. Threading the Spool Stand

- ① Pass the thread through the guide on
thread guide bar from behind.
- ② Pass the thread through the thread guide
from the front.



Tips: When the spool stand is not in use, the guide bar can be
retracted as per the right image.

Note: Remove the spool stand from the sewing machine
when transporting the sewing machine.

